



Assess• Advance• Achieve Project

Cambridge English Qualifications

Pre A1 Starters Worksheets


GPEX®

 **Cambridge Assessment
English**
Authorised Exam Centre



We prepare for

Cambridge
English Qualifications™



My name is:



Worksheet 1: Animals

Look at the picture. Find the correct word in the box and write it on the line.



in on under


- 1 The mouse is in the shoe.
- 2 The snake is the kite.
- 3 The frog is the hat.
- 4 The fish is the water.
- 5 The lizard is the box.
- 6 The spider is the ball.

Look at the pictures. Circle the correct answers.



It's a horse bee cat.

5



It's a cow goat sheep.

2



It's a giraffe tiger sheep.

6



It's a monkey jellyfish hippo.

3



It's a mouse monkey bird.

7



It's a dog duck chicken.

4



It's a lizard frog snake.

Worksheet 2: The body and the face

Look at the picture. Answer the questions. Write 1 or 2 words or a number.

- 1 How many feet have you got?
- 2 How many eyes have you got?
- 3 What have you got in your hand?
- 4 How many noses have you got?
- 5 What colour are your hands?
- 6 What colour is your hair?

2


.....

.....

.....


.....

.....



This young learner has a nice smile on her face. Choose words from the *Word bank* and write them on the lines. There is one example.

1.
2.
3.
4.
5.



Example

ear

Word bank

~~ear~~

nose

eye






head

mouth

hair

Worksheet 3: Clothes

Look at the pictures and letters. Write the words.

- | | | | |
|---|---|-----------------|----------------------------|
| 1 |  | a h t | <u>h</u> <u>a</u> <u>t</u> |
| 2 |  | r o s u t r e s | _____ |
| 3 |  | r k i s t | _____ |
| 4 |  | t j e a c k | _____ |
| 5 |  | h r t s o s | _____ |

Colour the clothes in the clothes shop. There is one example.

Example

The t-shirt is black.

Sentences

1. The dress is orange.
2. The trousers are blue.
3. The jacket is green.
4. The skirt is purple.
5. The hat is yellow.



Worksheet 4: Sports and leisure

Match the words and pictures. What is the monster doing?



a reading

b singing

c swimming

d flying

e riding a bike

f playing the piano

Write *ing* at the end of the words. Say your new word. Draw a picture. There is one example.

Example

paint

painting



1.

draw

2.

fish

3.

jump

4.

kick

5.

throw

Worksheet 5: Family and friends

Read and circle the correct words.




Hello, I'm Grace and I'm writing about ⁽¹⁾ my / *her* family.
I live in a small house with ⁽²⁾ *my* / *your* mum and dad and
⁽³⁾ *our* / *my* brother. ⁽⁴⁾ *My* / *His* name is Tom. ⁽⁵⁾ *Our* / *His*
grandma lives in a flat next to us. She loves animals.
⁽⁶⁾ *Her* / *His* favourite animals are cats. What's ⁽⁷⁾ *your* / *their*
favourite animal?

Draw your family or friends. Write their names.

Grandma



Worksheet 6: Food and drink

Look at the pictures and complete the words.

1 w a t e r



2 c h _ c k _ n



3 _ g g



4 s _ _ s _ g _ s



5 j _ _ c _



6 b _ r g _ r s



Look and read. Write yes or no. There are two examples.

Examples

Some children are eating.

yes

A man is eating breakfast.

no

Questions


1. The children are happy. -----
2. Some girls are eating ice cream. -----
3. The children are eating fish. -----
4. The children are at home. -----
5. There are seven children. -----



Worksheet 7: The home

Look at the picture and read the questions. Complete the answers with 'on' or 'next to'.

Colour the picture.



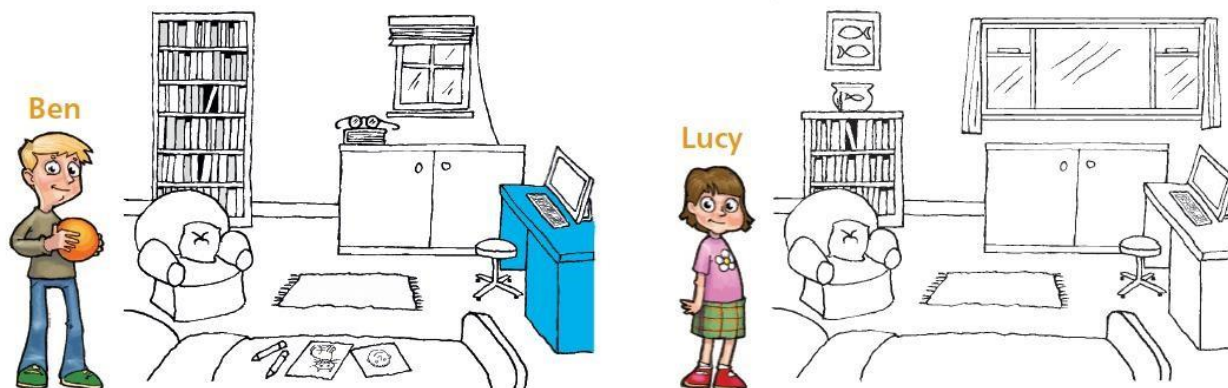
- 1 Where's the TV? It's on the cupboard.
- 2 Where's the piano? It's the door.
- 3 Where is the phone? It's the bookcase.
- 4 Where's the robot? It's sitting the computer.
- 5 Where is the boy? He's reading his bed.
- 6 Where is the armchair? It's the cupboard.
- 7 Where's the rug? It's the chair.

Write 3 sentences about your home.

1. _____
2. _____
3. _____


Worksheet 8: School

Read the sentences. Colour the pictures.



- 1 Colour Ben's desk blue.
- 2 Colour Lucy's bed green.
- 3 Colour Ben's rug red.
- 4 Can you colour the painting in Lucy's room? Make it yellow.
- 5 Ben's glasses are on a book. Colour that book orange.
- 6 Colour Ben's two pencils purple.
- 7 Colour the armchair in Lucy's room pink.

Look at the picture and draw lines. There is one example.



Goodbye!



Use your favourite colours to colour in the young learners.

